




# **Annual Review**

---

2019/20



# Contents

---

- Children in care and the youth justice system – from 2017 to today
  - We have the lowest number of children entering care since 2004, and the lowest number in custody since the establishment of Oranga Tamariki
- Disparity for tamariki and rangatahi has reduced since 2017
- We are seeing reduction of children care and lessening of disparities
  - We have earlier and more intensive support, as well as new services and partnerships delivering higher quality services
- There have been significant shifts both externally and internally in the way we commission work and how we work with iwi/Māori

# We have the lowest number of children entering care since 2004, and the lowest number in custody since the establishment of Oranga Tamariki

---

|   | F2016/17 | F2019/20 | Calendar year 2020 |
|---|----------|----------|--------------------|
| Individual children entering into care  | 2,315    | 1,283    | 1,112              |
| Children in care and protection custody | 5,708    | 5,964    | 5,613              |
| Young people in youth justice custody   | 187      | 96*      | 110                |

## Notes

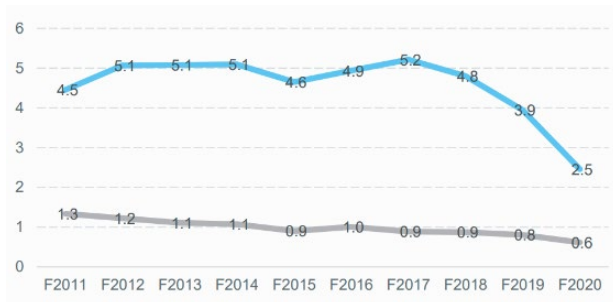
The age for care was raised on the 1 April 2017

\*The age for youth justice was raised on 1 July 2019 and therefore 17 years olds are counted in 2019/20 and Calendar year 2020 but where not in F2106/7. Raising the age for youth justice resulted in a 26% increase in volume. Calendar year 2020 75 young people 16 and under.



# Disparity for tamariki and rangatahi has reduced significantly since 2017

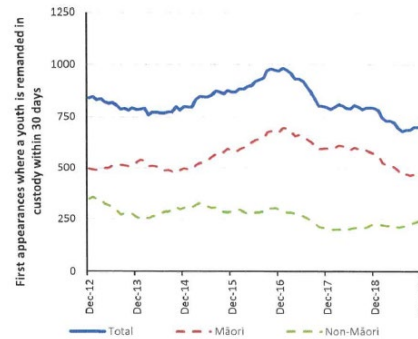
**Distinct Entries to Care  
(Per 1,000 Tamariki in New Zealand)**



Entries to care for Māori have reduced at a greater rate than non-Māori

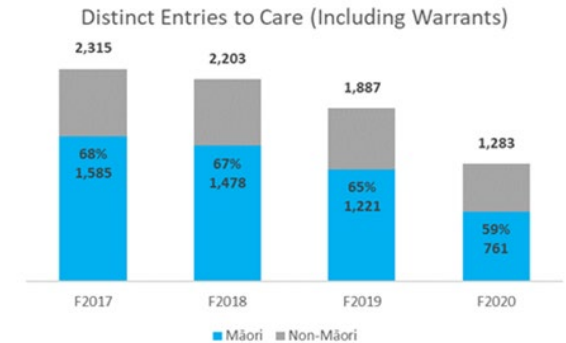
**Youth (12-17) remanded in custody**

Change over past year (Total) -10%  
Change over past year (Māori) -17%



The number of Māori in the youth justice system has also reduced at a greater rate than non-Māori

**Total number of Entries into State Care**



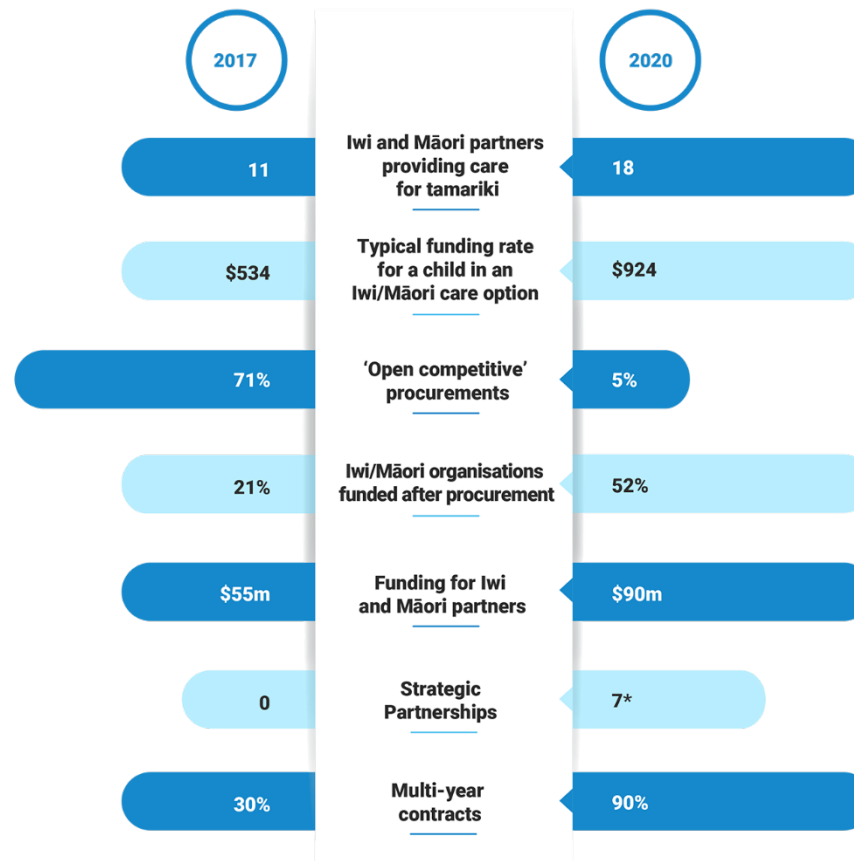
Entries for Māori made up 68% in 2017, which reduced to 59% in 2020



# Reduction of children entering care and lessening of disparities is due to earlier support, new services and partnerships delivering higher quality services



# Significant shifts have been made in how we commission services, and we are working differently with iwi / Māori to support children and families



\* strategic partnerships now cover more than 75% of children in care and an 8<sup>th</sup> partnership was signed on 26<sup>th</sup> Feb.

# Within the Ministry there have been shifts which have improved staff engagement, cultural capability and support to children, families and partners



\* As at Feb 2021 the rate is 1:19